

QUICK START GUIDE

Search

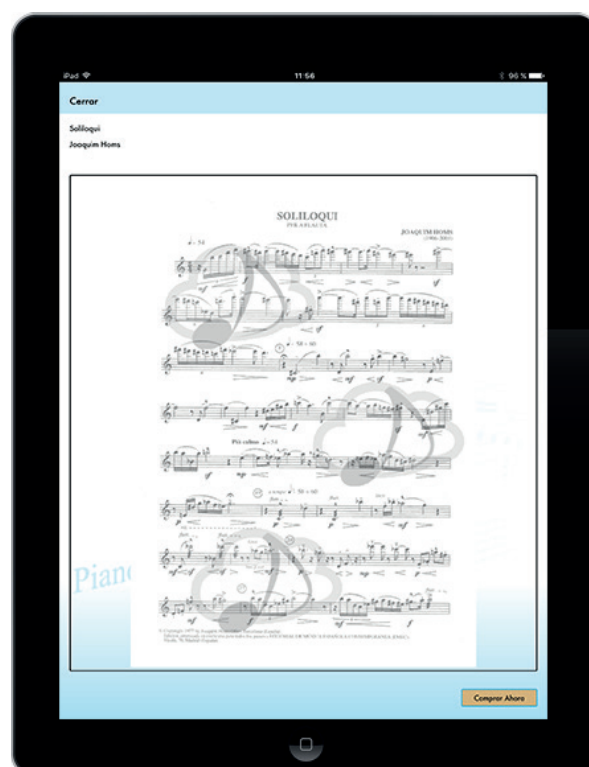


A user friendly, yet complete and effective search engine. Filter down the works you're looking for by title, instrument, composer, length, price, publisher, etc.

Use our difficulty and style tags, and get similar pieces to those you already own, or easier or harder, depending on what you choose.

Click on the results to have a look at the pieces matching your search.

Have a look at the scores



Buy the music and have it available for ever (offline too)



When you find the score you want, buy it, and download it to your iPad. It will always be available in your My Music tab, even when you're offline.

And if you ever forget your device home, just download the app to another iPad. Sign in with your user and access all your music. As easy as it gets!

If a score has got more than one part, choose to see only yours, or others, or simply everyone's. It's up to you!

View only your part or everybody's



Smart key transpose!



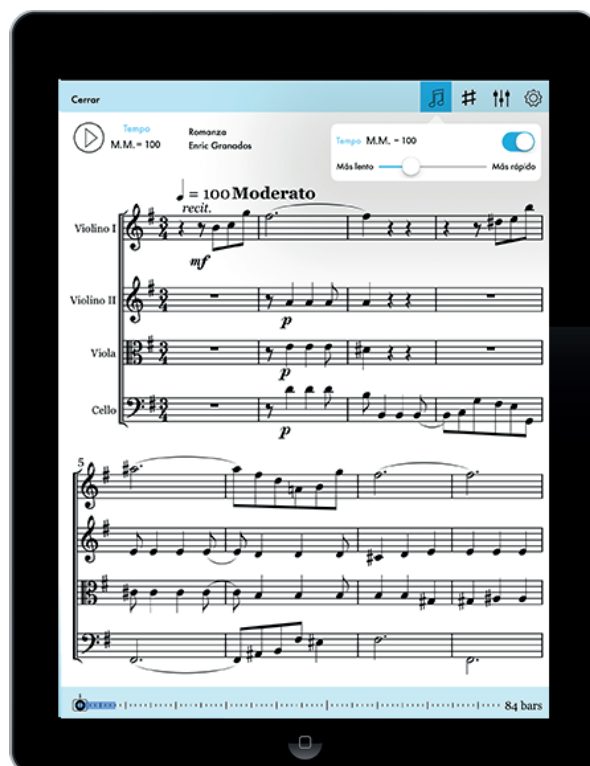
Choose a key and the score will be transposed automatically!

Does the original key not work for you? Is it written for violin and you play the clarinet? Use the auto transpose option and never again fear about transpose mistakes.

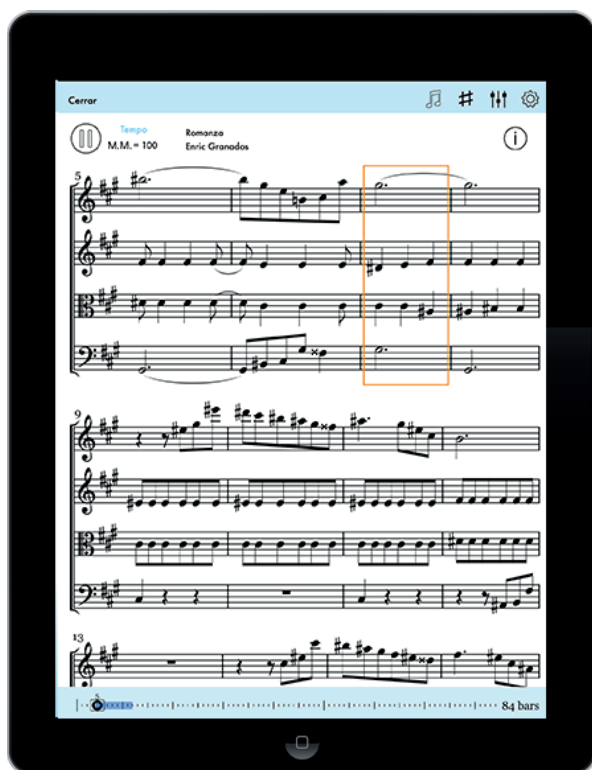
Practice alone, and let us have your back

Set the tempo you want and choose what parts to hear. Use the score as a backing track and play along with the parts you want.

You can also listen to your own part to make sure you're getting the tempo and tune right.



Forget about turning pages



Use the auto scroll option to make the screen move along the score as you play.

If you still want to turn your pages, just tap on the screen.

Find out all you can do with Notes in Cloud in your classroom.

A universe of possibilities for teachers. Tell us your story!